

P.Audio & Dynatech

How to find and check product code to
verify authenticity

By Sonotone

Procedure

- Find the product code
 - Visit website at paudio.in
 - Enter code found on carton/product
 - Enter captcha code
 - Click on submit
-

Finding the code

On P.Audio Carton:

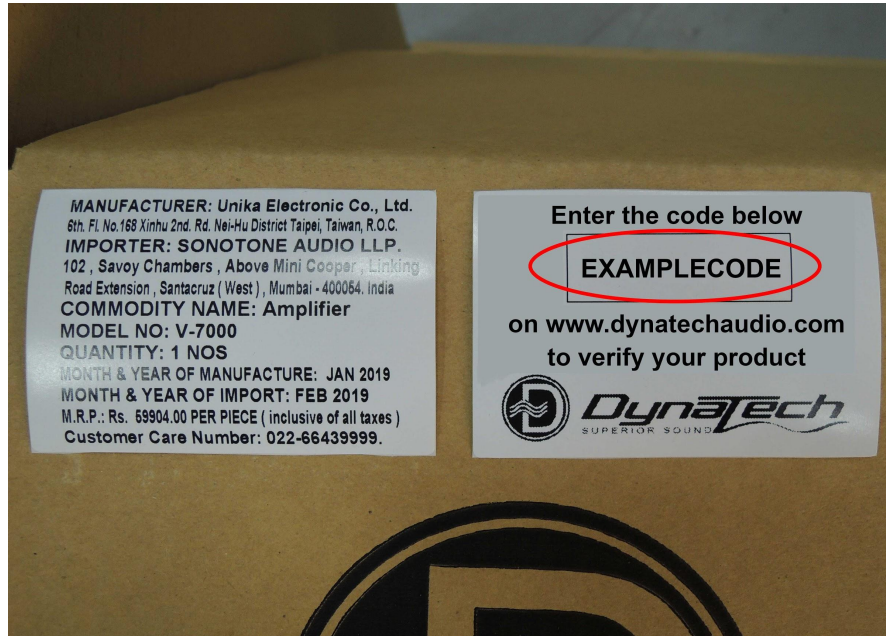


On P.Audio Product:



Finding the code

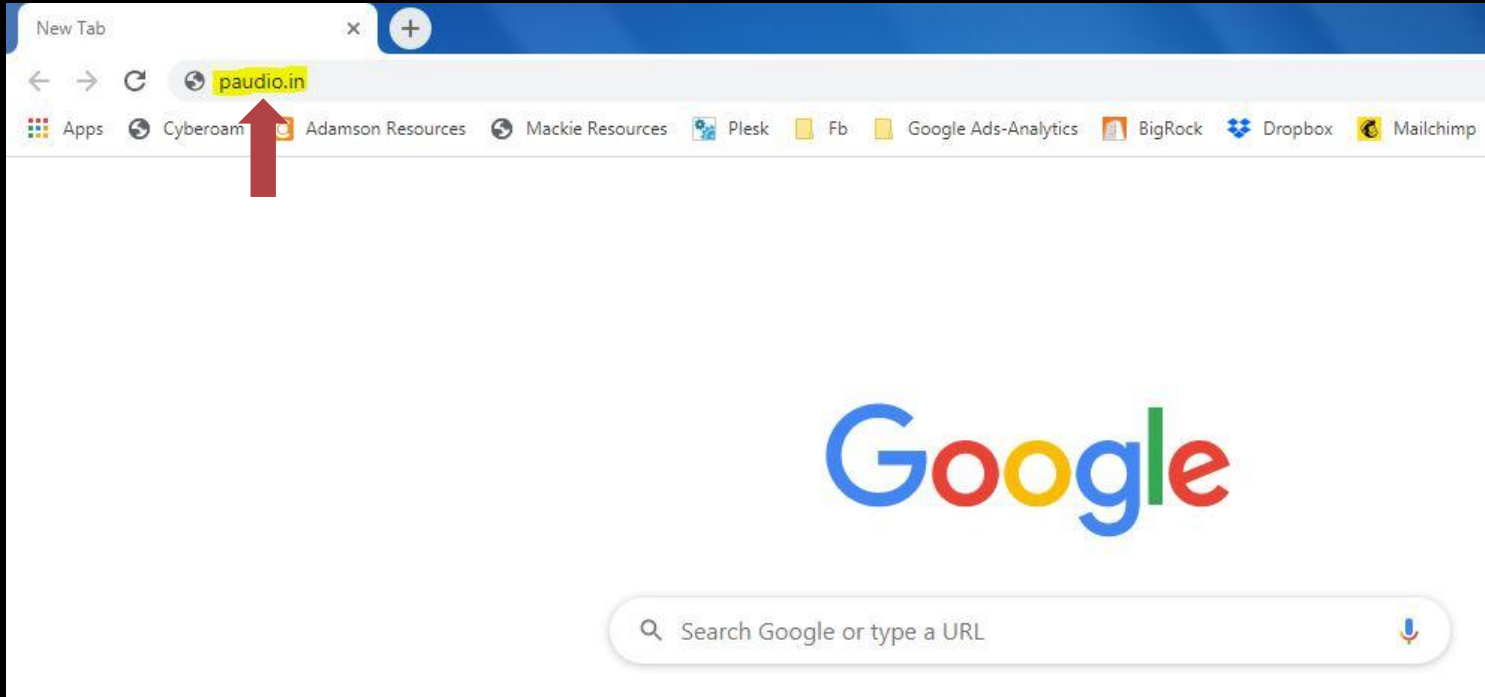
On Dynatech Carton:





On Dynatech Product:



Visit the website - Go to a browser on your device and type paudio.in and enter



Your page should look similar to this:



Audio Electronics and Systems

SpeakerDriverAmplifierHornInstallation ProductsCinema ProductsCrossoverDDJ Series MixerMisc


Enter the code below to check your product is
ORIGINAL or **DUPLICATE**

Enter multiple codes on different lines

[See how to find your code >](#)



Please enter the code

PMECM

 Refresh Code

Submit


Now enter the code found on carton/product from step 1 in given box



SpeakerDriverAmplifierHornInstallation ProductsCinema ProductsCrossoverDDJ Series MixerMisc

Enter the code below to check your product is
ORIGINAL or **DUPLICATE**

Enter multiple codes on different lines



EXAMPLE CODE

[See how to find your code >](#)

Please enter the code

PMECM

Now enter the captcha code as shown in blue letters and click on submit

Enter the code below to check your product is

ORIGINAL or DUPLICATE

Enter multiple codes on different lines

EXAMPLE CODE

[See how to find your code >](#)

Please enter the code

PMECM

→

PMECM

 Refresh Code

→

Submit
